



**PRAKSIS**



Ζωγράφισε τα σχήματα. Trace the shapes. Dessinez les formes.

ارسم الاشكال-

شکل ذیل را بکشید یا رسم کنید.











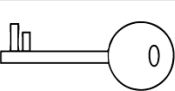


Tracing practice sheet for various shapes. Each row contains a solid outline of a shape followed by four dotted versions for tracing.

- Row 1: Circle
- Row 2: Square
- Row 3: Triangle
- Row 4: Rectangle
- Row 5: Oval
- Row 6: Diamond

Ζωγράφισε τα κεφαλαία γράμματα. Trace the uppercase letters. Dessinez les majuscules.

ارسم الاحرف الكبيرة-














بکشید یا رسم کنید حرف بزرگ را.

<b>A</b>		A	A	A	A	A	A	A
<b>B</b>		B	B	B	B	B	B	B
<b>C</b>		C	C	C	C	C	C	C
<b>D</b>		D	D	D	D	D	D	D
<b>E</b>		E	E	E	E	E	E	E
<b>F</b>		F	F	F	F	F	F	F
<b>G</b>		G	G	G	G	G	G	G
<b>H</b>		H	H	H	H	H	H	H
<b>I</b>		I	I	I	I	I	I	I
<b>J</b>		J	J	J	J	J	J	J
<b>K</b>		K	K	K	K	K	K	K
<b>L</b>		L	L	L	L	L	L	L
<b>M</b>		M	M	M	M	M	M	M

Ζωγράφισε τα κεφαλαία γράμματα. Trace the uppercase letters. Dessinez les majuscules.

ارسم الاحرف الكبيرة

بکشید حرف های بزرگ را.

N		N	N	N	N	N	N	N
O		O	O	O	O	O	O	O
P		P	P	P	P	P	P	P
Q		Q	Q	Q	Q	Q	Q	Q
R		R	R	R	R	R	R	R
S		S	S	S	S	S	S	S
T		T	T	T	T	T	T	T
U		U	U	U	U	U	U	U
V		V	V	V	V	V	V	V
W		W	W	W	W	W	W	W
X		X	X	X	X	X	X	X
Y		Y	Y	Y	Y	Y	Y	Y
Z		Z	Z	Z	Z	Z	Z	Z