

ΑΓΓΛΙΚΑ

ENGLISH


Σχημάτισε τα γράμματα Kk, Ll, Mm, Nn, Oo.

Trace the letters Kk, Ll, Mm, Nn, Oo.

Tracez les lettres Kk, Ll, Mm, Nn, Oo.


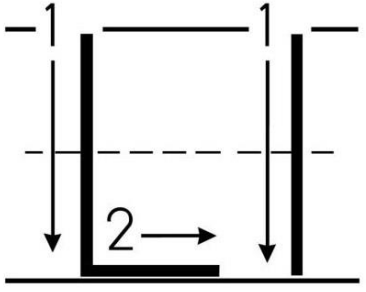
ارسم الاحرف Kk, Ll, Mm, Nn, Oo

حرف Kk, Ll, Mm, Nn, Oo را بکشید یا رسم کنید.

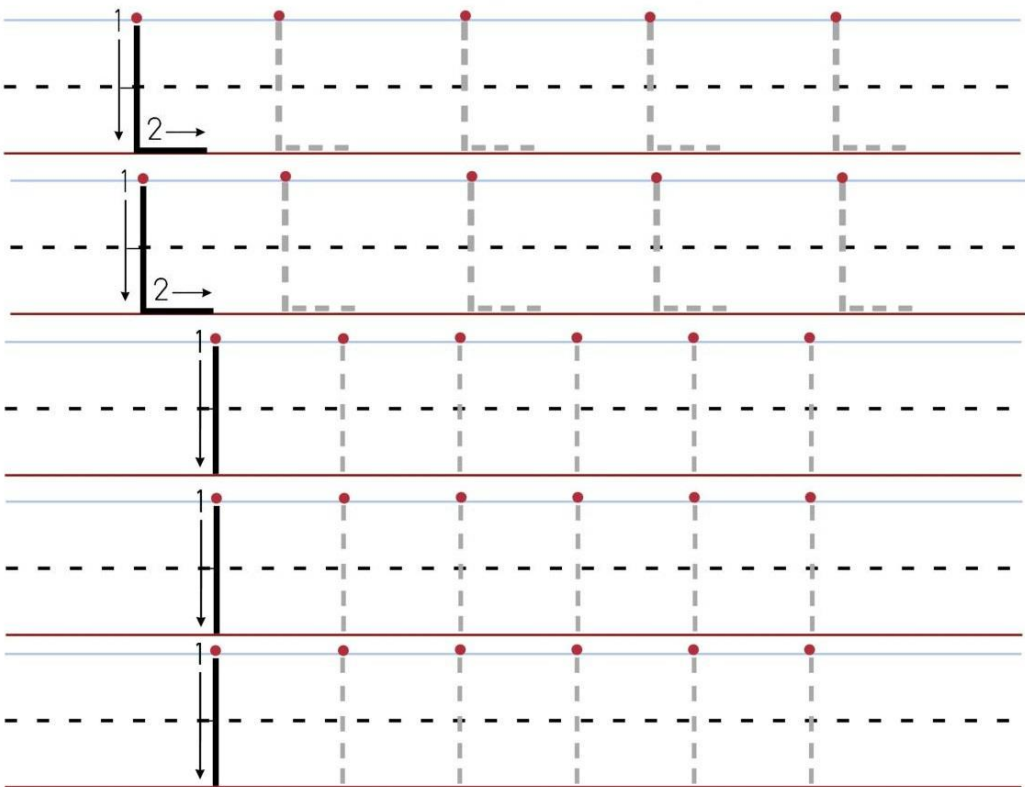


The handwriting practice sheet is enclosed in a black border. At the top left, there are two diagrams showing the stroke order for writing the letter 'K'. The first diagram is for uppercase 'K', with stroke 1 being a vertical line down, stroke 2 being a diagonal line from the top right to the middle of the vertical line, and stroke 3 being a diagonal line from the middle of the vertical line to the bottom right. The second diagram is for lowercase 'k', with stroke 1 being a vertical line down, stroke 2 being a diagonal line from the top right to the middle of the vertical line, and stroke 3 being a diagonal line from the middle of the vertical line to the bottom right. To the right of these diagrams is a line drawing of a kangaroo with a joey in its pouch. Below the kangaroo, the word 'Kangaroo' is written in a dashed font. Below the word, there are five rows of handwriting lines. Each row starts with a solid 'K' showing stroke order, followed by four dashed 'K's for tracing. The first two rows are for uppercase 'K', and the last three rows are for lowercase 'k'. Each row has a solid top line, a dashed middle line, and a solid bottom line.


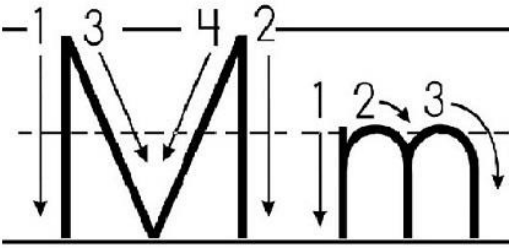
nurulamal.com



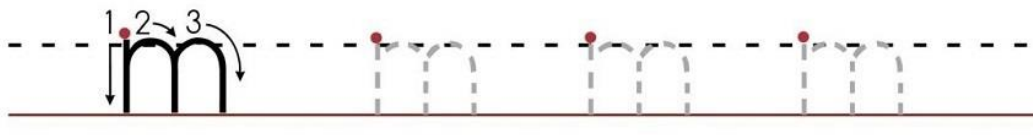
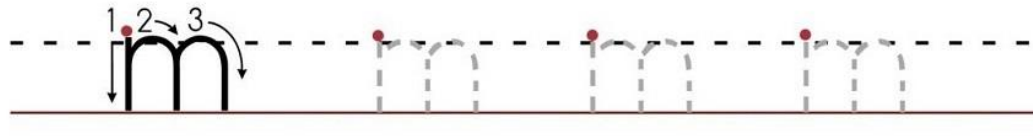
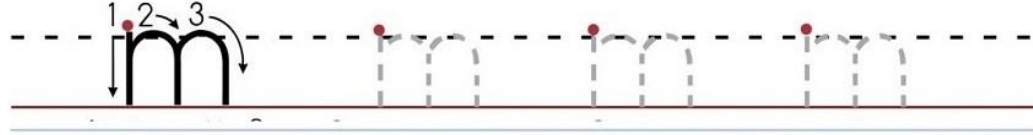
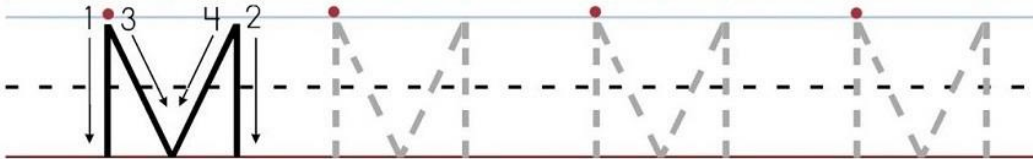

Lion




WWW.FASTSEOGURU.COM




Monkey





Nurse Shark

Tracing practice for uppercase 'N' and lowercase 'n' on handwriting lines. The uppercase 'N' section includes a stroke order diagram (1: vertical down, 2: vertical down, 3: diagonal down) followed by two rows of dashed 'N's for tracing. The lowercase 'n' section includes a stroke order diagram (1: vertical down, 2: curved) followed by three rows of dashed 'n's for tracing.



Owl

Tracing practice for uppercase 'O' and lowercase 'o' on handwriting lines. The first row shows a solid 'O' and a solid 'o' with numbered arrows indicating the counter-clockwise stroke direction. The second row shows a solid 'O' followed by three dashed 'O's. The third row shows a solid 'o' followed by four dashed 'o's. The fourth and fifth rows each show a solid letter followed by four dashed letters for tracing.