

يوناني / يوناني / ΕΛΛΗΝΙΚΑ / GREEK

A-B 6-8

Σχημάτισε τα γράμματα.

Form the letters.

Formez les lettres.

حروف ها را بکشید.

ارسم الاحرف.

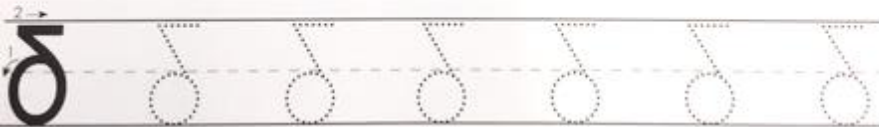




Γράψε τα γράμματα.

Tracing practice area for the Greek letter Gamma (Γ) and gamma (γ). The first row shows a solid Gamma followed by five dashed Gamma outlines on a set of three horizontal lines. The second row shows five dashed Gamma outlines on the same lines. The third row shows a solid gamma followed by six dashed gamma outlines on the same lines. The fourth row shows seven dashed gamma outlines on the same lines.



Γράψε τα γράμματα.







Γράψε τα γράμματα.





Γράψε τα γράμματα.

Handwriting practice section for the letter Z. It consists of two rows of three-line guides (top, middle dashed, bottom). The first row is for uppercase Z, starting with a solid Z showing stroke order: 1 (horizontal right), 2 (diagonal down-left), 3 (horizontal right). This is followed by two rows of dashed Zs for tracing. The second row is for lowercase z, starting with a solid z showing stroke order: 1 (horizontal right), 2 (curved down-left), 3 (horizontal right). This is followed by two rows of dashed zs for tracing.



Γράψε τα γράμματα.

