

انگلیسی / الانجلیزی / ΑΓΓΛΙΚΑ

A – B 6-8


Σχημάτισε τα γράμματα.

Form the letters.

Formez les lettres.

حروف ها را بکشید.

ارسم الاحرف.




1 1 2

umbrella

1 2

1 2


1 2



1 2 1 2

Van

WWW.FAST500GURU.COM



1 2 3 4

1 2 3 4

Worm

1 2 3 4

1 2 3 4


1 2 3 4

1 2 3 4


1 2 3 4

1 2 3 4

www.FASTSEDURU.COM




The handwriting practice sheet is enclosed in a rectangular border. At the top left, there are two examples of the letter 'X' on a three-line grid (top solid, middle dashed, bottom solid). The first 'X' is large and has arrows and numbers '1' and '2' indicating the stroke order: stroke 1 is a diagonal line from top-left to bottom-right, and stroke 2 is a diagonal line from top-right to bottom-left. The second 'X' is smaller and also shows stroke order. To the right of these examples is a line drawing of a human arm and hand, showing the bones of the forearm and hand. Below the examples, the word 'X-ray' is written in a simple, lowercase font, with the 'X' in red and 'ray' in black. The main body of the page contains five rows of handwriting practice. Each row starts with a solid 'X' showing stroke order, followed by three dashed 'X's for tracing. The first two rows are on a three-line grid, while the last three rows are on a two-line grid (top solid, bottom solid). At the bottom center of the page, the website address 'WWW.PASTSEOGURU.COM' is printed in red.

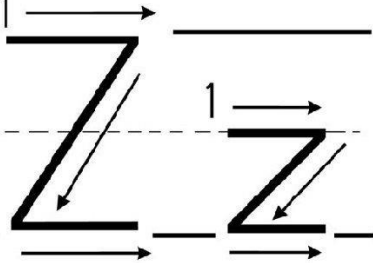


Yak

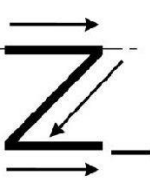
WWW.FASTSEOGURU.COM



1


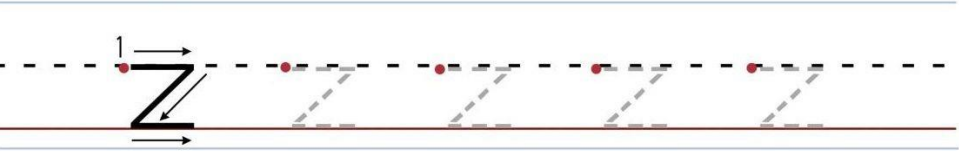
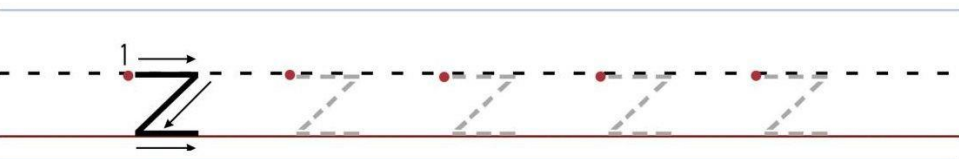
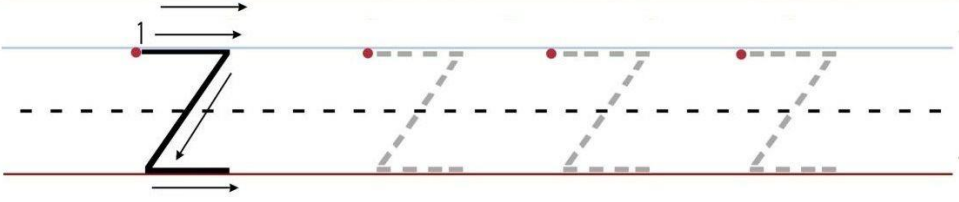
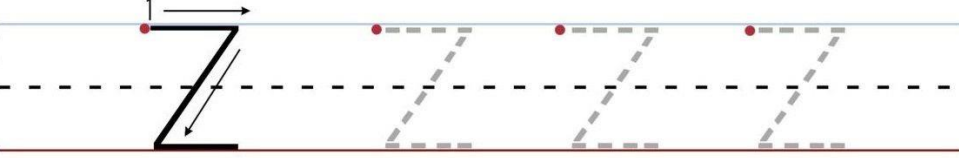


1



z

Zebra



WWW.FASTSEOGURU.COM