

ΕΛΛΗΝΙΚΑ – GREEK- یونانی

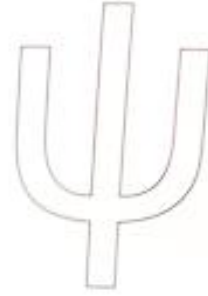
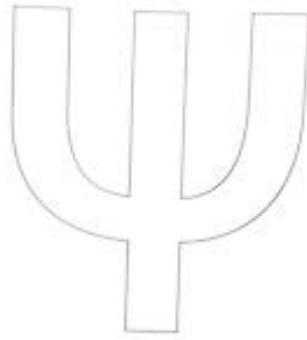
A 6-8

Σχημάτισε τα γράμματα.

Form the letters. Forme la lettre.

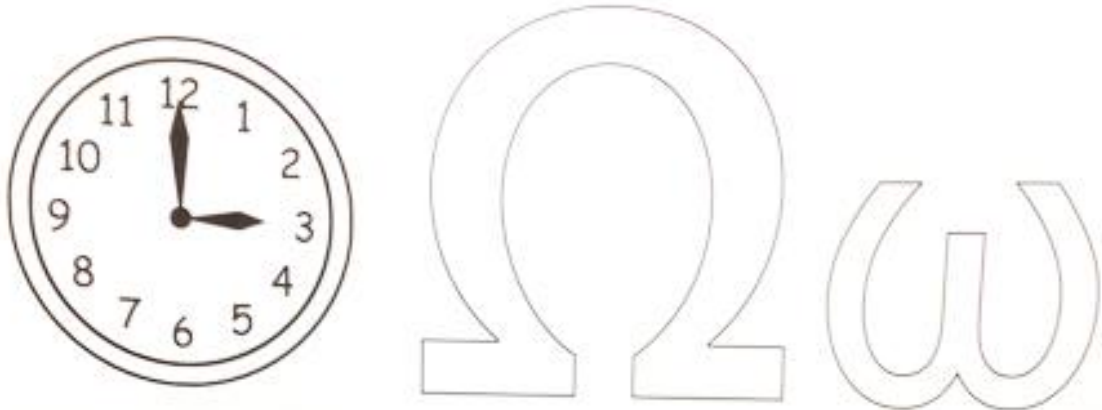
حروف ها را بکشید.

ارسم الاحرف



Γράψε τα γράμματα.






Γράψε τα γράμματα.

Tracing practice for the Greek letter Omega (Ω) and the Greek letter omega (ω). The first row shows a solid Omega with stroke order arrows (1: bottom bar, 2: counter-clockwise curve, 3: bottom bar) followed by six dotted Omega characters on a three-line grid. The second row contains seven dotted Omega characters on a three-line grid. The third row shows a solid omega with stroke order arrows (1: left curve, 2: right curve) followed by six dotted omega characters on a three-line grid. The fourth row contains seven dotted omega characters on a three-line grid.


On lit.

διαβάζουμε...



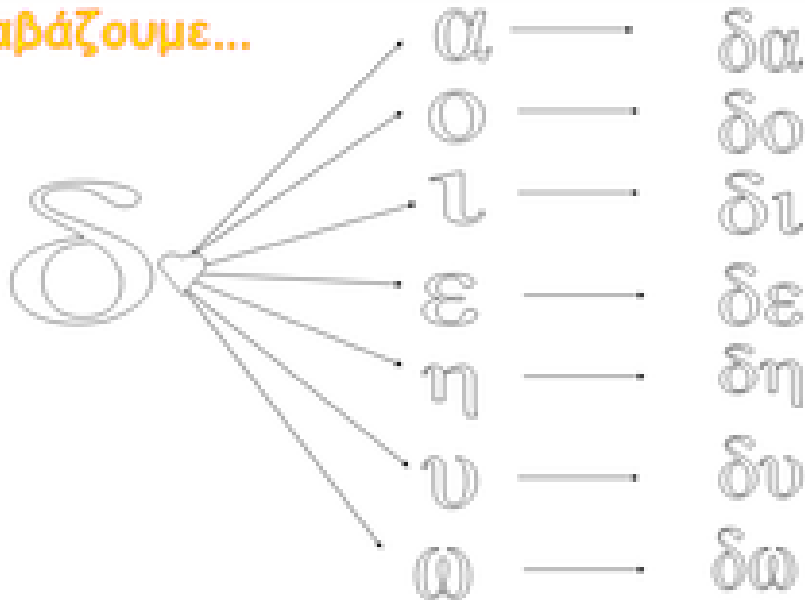
α	—	βα
ο	—	βο
ι	—	βι
ε	—	βε
η	—	βη
υ	—	βυ
ω	—	βω

διαβάζουμε....,



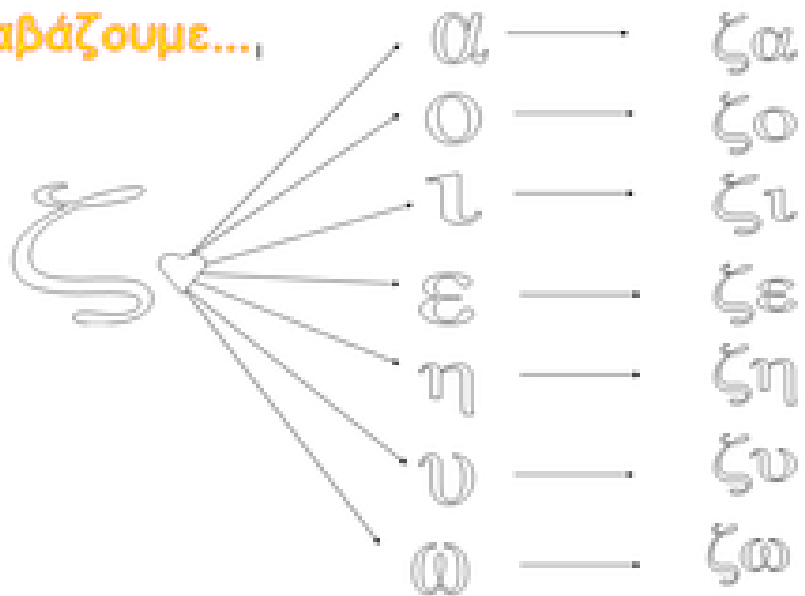
α	—	γα
ο	—	γο
ι	—	γι
ε	—	γε
η	—	γη
υ	—	γυ
ω	—	γω

διαβάζουμε...



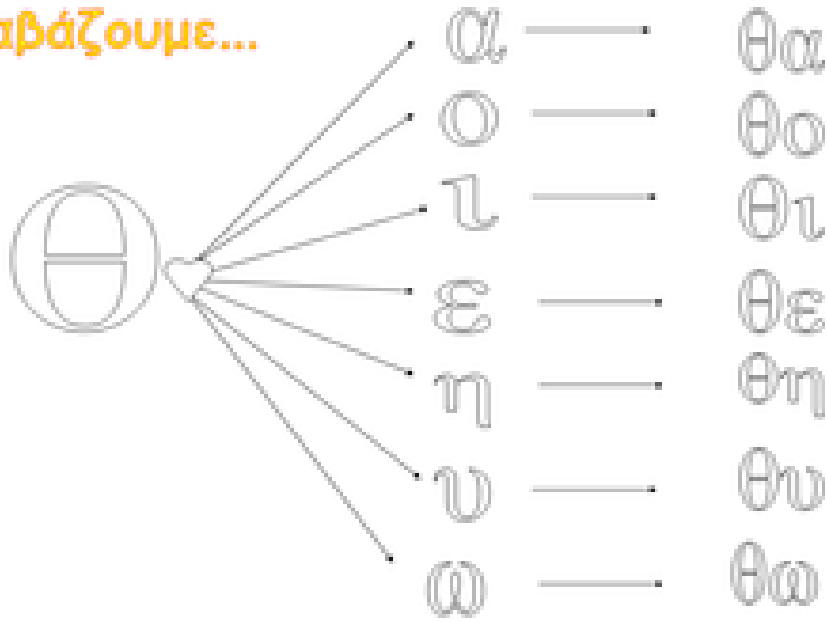
α	—	δα
ο	—	δο
ι	—	δι
ε	—	δε
η	—	δη
υ	—	δυ
ω	—	δω

διαβάζουμε...



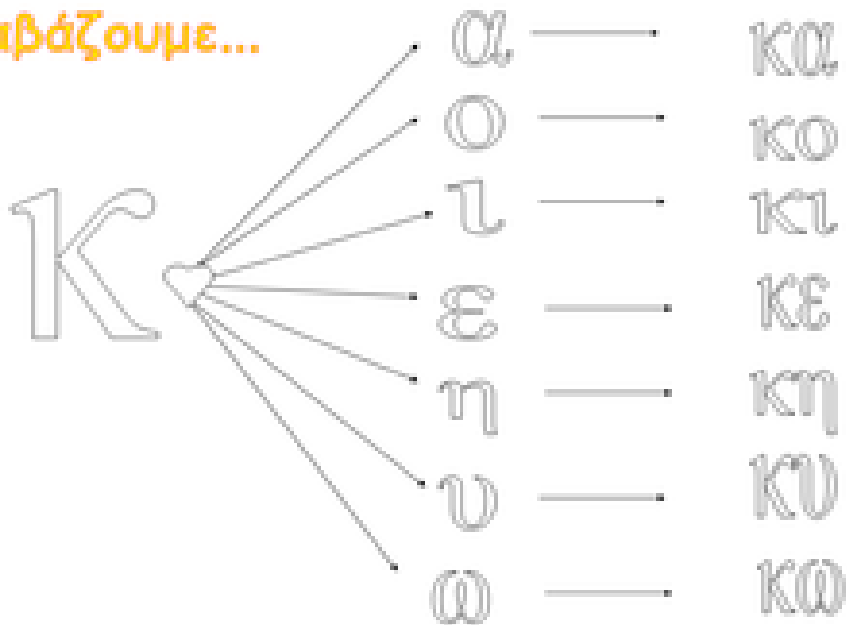
α	—	ζα
ο	—	ζο
ι	—	ζι
ε	—	ζε
η	—	ζη
υ	—	ζυ
ω	—	ζω

διαβάζουμε...



α	—	Θαι
ο	—	Θο
ι	—	Θι
ε	—	Θε
η	—	Θη
υ	—	Θυ
ω	—	Θω

διαβάζουμε...



α	—	Και
ο	—	Κο
ι	—	Κι
ε	—	Κε
η	—	Κη
υ	—	Κυ
ω	—	Κω