

ΕΛΛΗΝΙΚΑ – GREEK- يونانى

A 6-8

Σχημάτισε τα γράμματα.

Form the letters.


Forme les lettres.

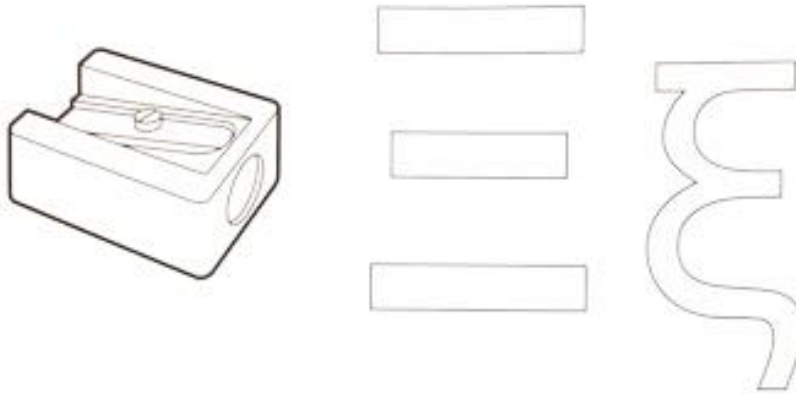
حرف ها را بکشید.

ارسم الاحرف



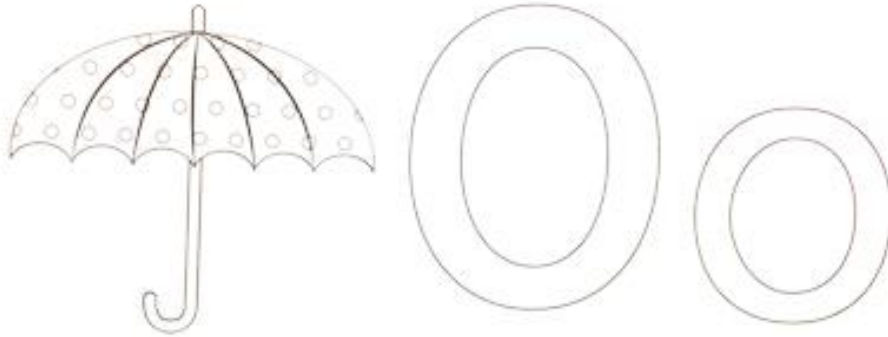
Γράψε τα γράμματα.





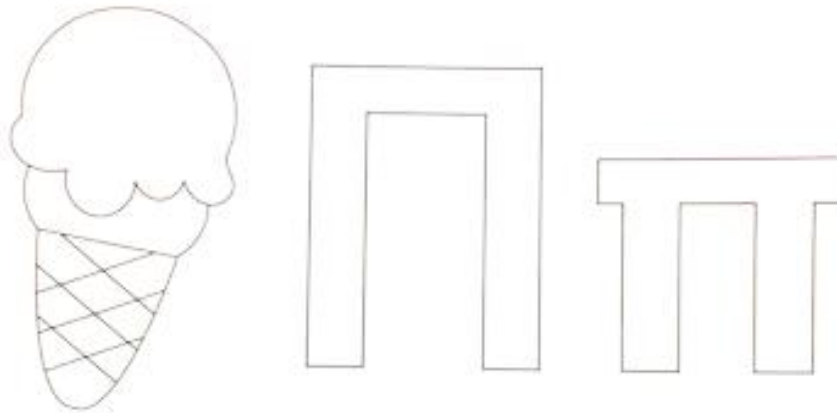
Γράψε τα γράμματα.

Handwriting practice section for the Greek letter sigma (σ). It features two sets of three horizontal lines (top, middle-dashed, bottom). The first set is for uppercase sigma (Σ), with the first line showing stroke order: 1 (down), 2 (up), 3 (down). The second set is for lowercase sigma (σ), with the first line showing stroke order: 1 (down), 2 (up), 3 (down). Both sets include dotted versions of the letters for tracing.



Γράψε τα γράμματα.


Handwriting practice lines for the Greek letter O. Each line consists of a solid top line, a dashed middle line, and a solid bottom line. The first line starts with a solid black letter 'O' followed by six dotted 'O's. The second line contains seven dotted 'O's. The third line starts with a solid black letter 'O' followed by six dotted 'O's. The fourth line contains seven dotted 'O's.



Γράψε τα γράμματα.

Tracing practice for the Greek letter pi (π). The first row shows a solid pi with stroke order arrows: 1 (down), 2 (down), 3 (right). This is followed by two rows of dashed pi for tracing.

Tracing practice for the Greek letter tau (τ). The first row shows a solid tau with stroke order arrows: 1 (down), 2 (down), 3 (right). This is followed by two rows of dashed tau for tracing.



Γράψε τα γράμματα.

