

**9-12 B**

Γράψε τους μήνες στη σωστή σειρά.

Write the months in the correct order.

Écris les mois dans l'ordre correct.

اكتب الاشهر بالترتيب الصحيح

ماه های سال را به ترتیب درست بنویسید.

<b>Months of the Year</b>	
Write in the correct order.	
January	
March	
July	
October	
August	
February	
June	
December	
November	
April	
September	
May	


Γράψε τους μήνες.

Write the months

Écris les mois.

اكتب الاشهر

ماه های سال را بنویسید.



❶ Read the names of seasons. Can you name the months of the year?


\_\_\_\_\_

\_\_\_\_\_

\_\_\_\_\_

\_\_\_\_\_

\_\_\_\_\_



\_\_\_\_\_

\_\_\_\_\_


\_\_\_\_\_

\_\_\_\_\_


\_\_\_\_\_

❷ What's the weather like...


1. ...in spring?    It's \_\_\_\_\_
2. ...in summer?    \_\_\_\_\_
3. ...in autumn?    \_\_\_\_\_
4. ...in winter?    \_\_\_\_\_




RAINING




SNOWING




STORMY




FOGGY




WINDY




CLOUDY



SUNNY



HOT



COLD

Γράψε τους μήνες στη σωστή στήλη.

Write the months in the correct column.

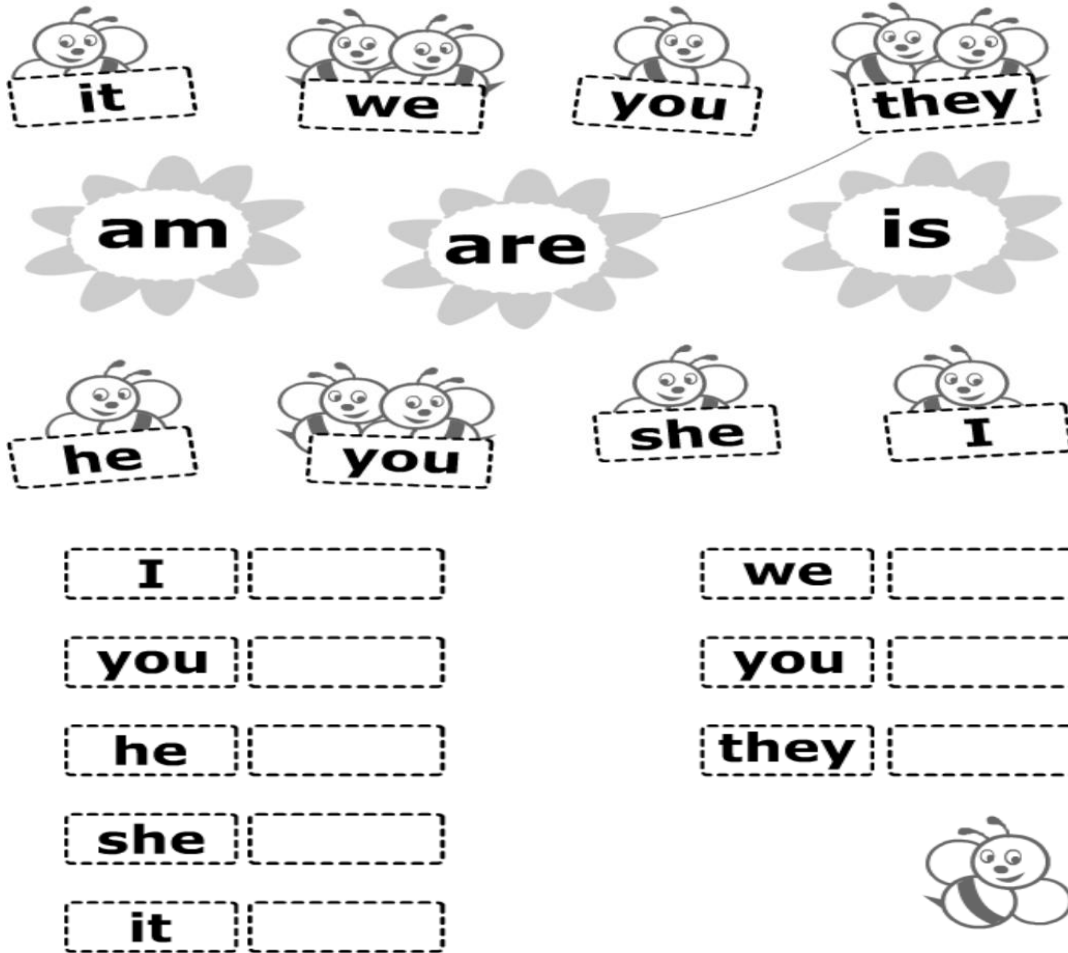
Écris les mois dans la bonne colonne

اكتب الأشهر في العمود الصحيح

ماه ها را به ترتیب به طور درست بنویسید.

Months of the Year		
last month	this month	next month
October	November	December
	August	
	February	
	June	
	January	
	April	
	September	
	March	
	October	
January	May	September
February	June	October
March	July	November
April	August	December

- Συμπλήρωσε τα κενά με τις λέξεις "am", "are", "is".
- Fill in the gaps with the words "am", "are", "is".
- Remplissez les espaces avec les mots "am", "are", "is".
- إملأ الفراغات بالأفعال "am", "are", "is" بما يُناسب كل جملة
- جاهای خالی را با کلمات am, are, is به طور مناسب تکمیل کنید



it we you they

am are is

he you she I


I we

you you

he they

she

it



- Συμπλήρωσε τα κενά με τις λέξεις "am", "are", "is", ανάλογα με το ποια ταιριάζει σε κάθε πρόταση.
- Fill in the gaps with the words "am", "are", "is", depending on which one fits each sentence.
- Remplissez les espaces avec les mots "am", "are", "is", selon celui qui correspond à chaque phrase.
- إملأ الفراغات بالافعال "am", "are", "is" بما يُناسب كل جملة
- جاهای خالی را با کلمات am, are, is به طور مناسب تکمیل کنید

## The verb To be

Put the correct form of the verb "to be":

I	→	Am
You	→	Are
He	→	Is
She	→	Is
It	→	Is
We	→	Are
They	→	Are

1. We \_\_\_\_\_ friends.
2. My family \_\_\_\_\_ big.
3. Jenny \_\_\_\_\_ my sister.
4. They \_\_\_\_\_ from Paris.
5. My grandfather \_\_\_\_\_ a doctor.
6. It \_\_\_\_\_ a dog. Its name is Bunky.
7. Tom \_\_\_\_\_ my brother.
8. You \_\_\_\_\_ nine years old.
9. I \_\_\_\_\_ a teacher.