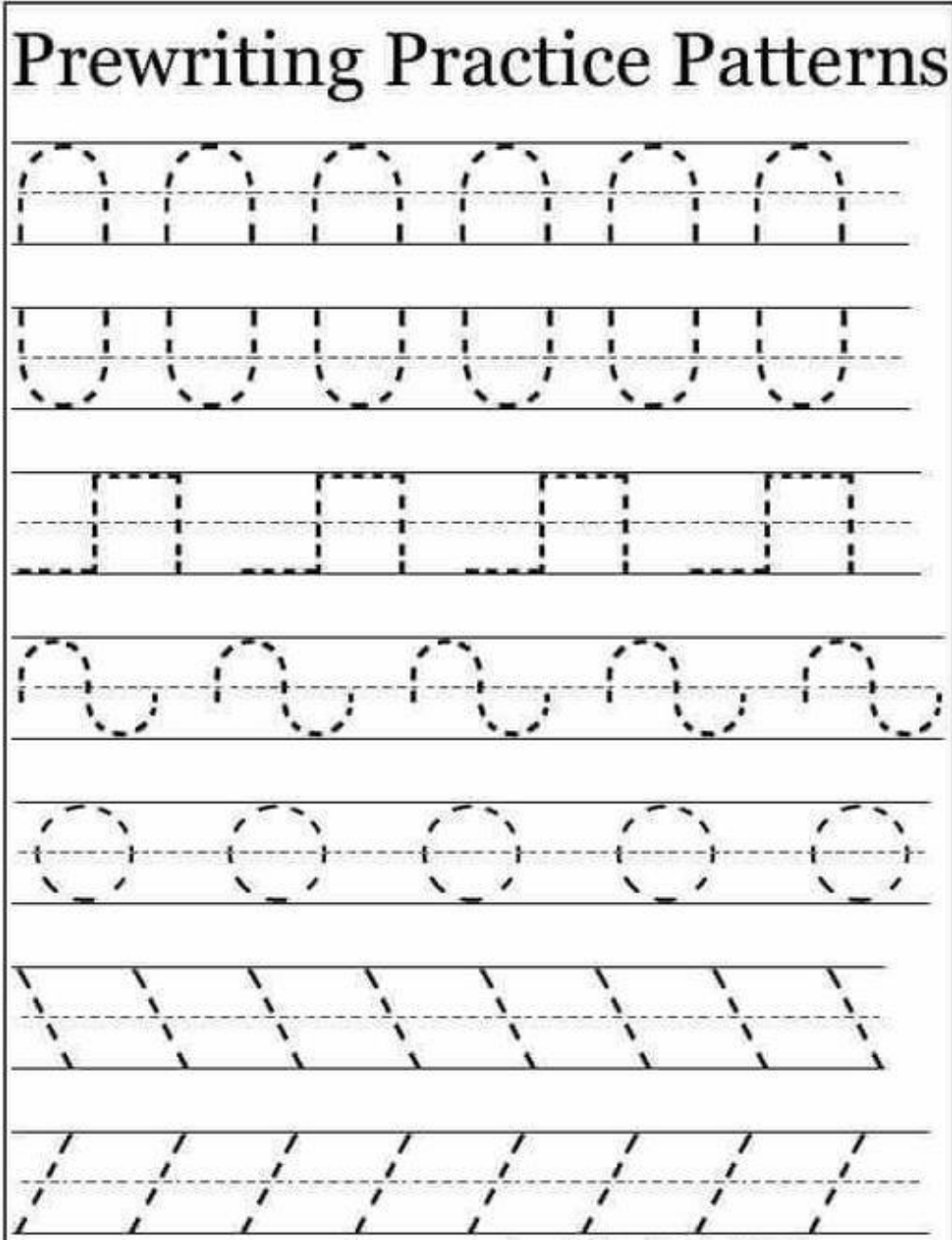


ΕΛΛΗΝΙΚΑ- GREEK – GREC - اليونانى- اليونانى

- Ένωσε τις τελείες για να σχεδιάσεις τα σχήματα.
 - Form the shapes by joining the dots.
 - Relie les points pour dessiner la forme.
 - وَّصِّلْ النِّقَاطَ لِتَرَسِّمَ الشُّكُلَ .
 - نقاط ذیل را وصل کنیید و شکل را طراحی کنیید.

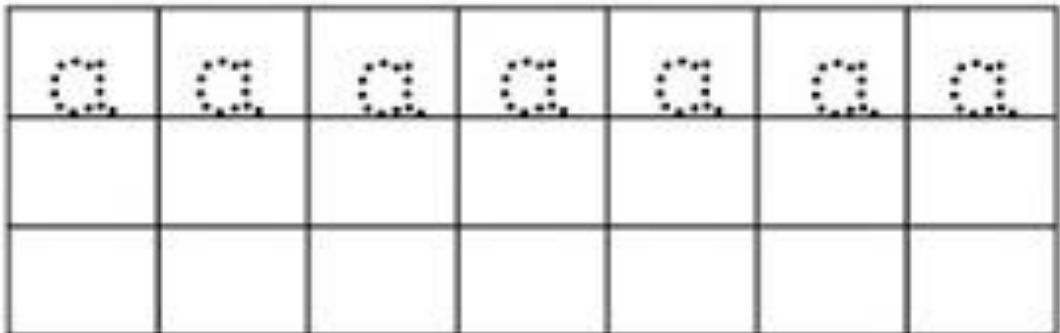
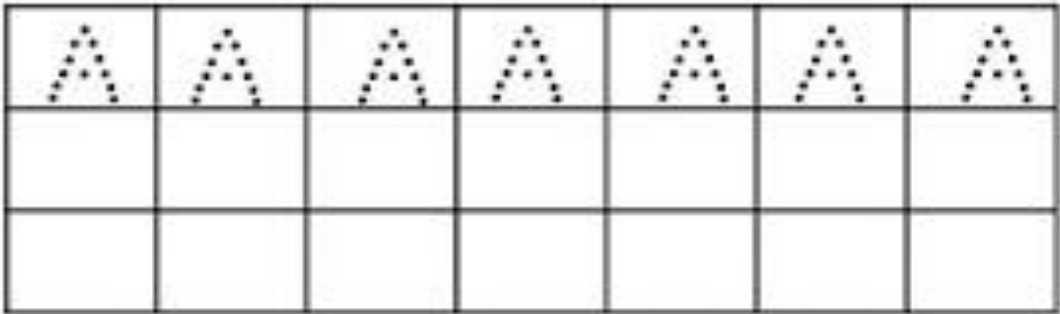

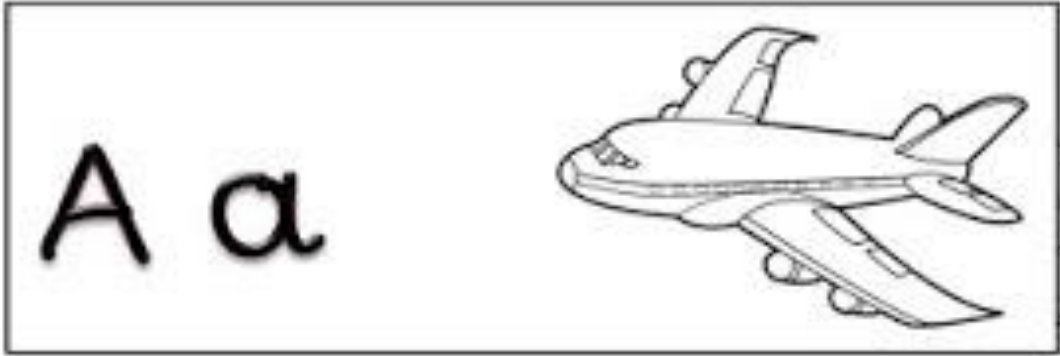
Prewriting Practice Patterns



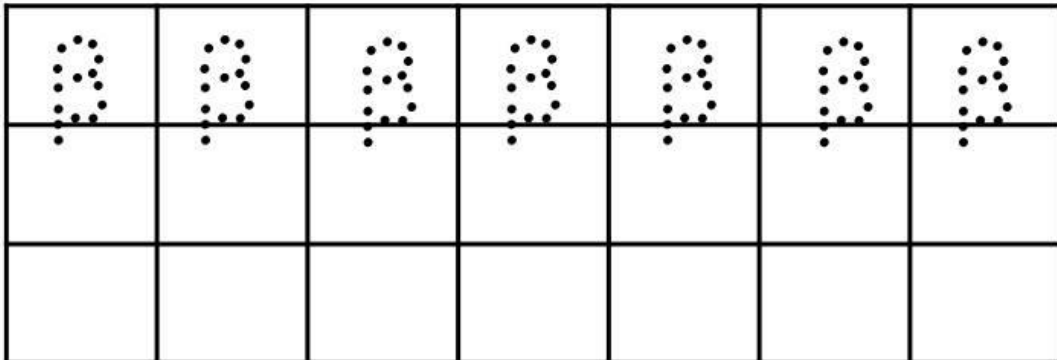
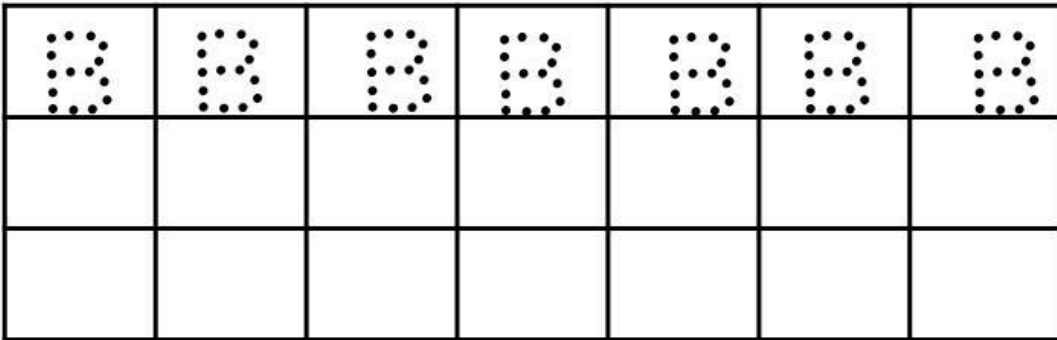


The image shows a series of seven rows of prewriting practice patterns on a three-line grid (top, middle dashed, bottom). Each row contains five dashed shapes for tracing:

- Row 1: Five arches (like a 'u' shape) starting from the top line, touching the middle dashed line, and ending at the top line.
- Row 2: Five inverted arches (like a 'u' shape) starting from the middle dashed line, touching the bottom line, and ending at the middle dashed line.
- Row 3: Five square-like shapes starting from the middle dashed line, touching the top and bottom lines, and ending at the middle dashed line.
- Row 4: Five wavy lines starting from the middle dashed line, touching the top and bottom lines, and ending at the middle dashed line.
- Row 5: Five circles starting from the middle dashed line, touching the top and bottom lines, and ending at the middle dashed line.
- Row 6: Five diagonal lines starting from the top line and ending at the bottom line.
- Row 7: Five diagonal lines starting from the bottom line and ending at the top line.

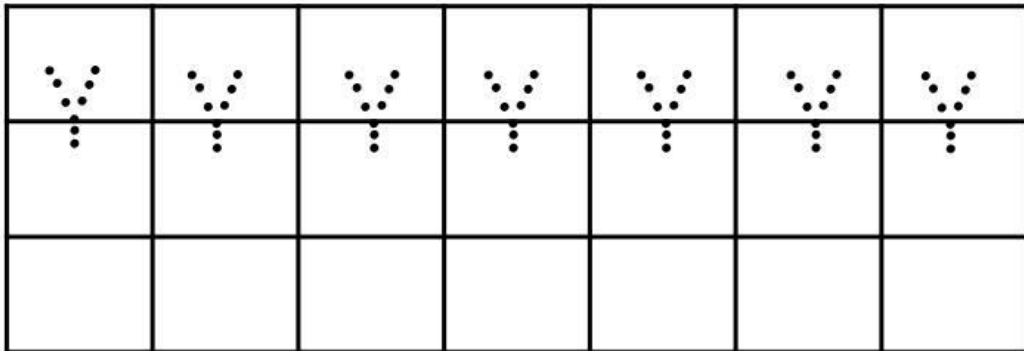
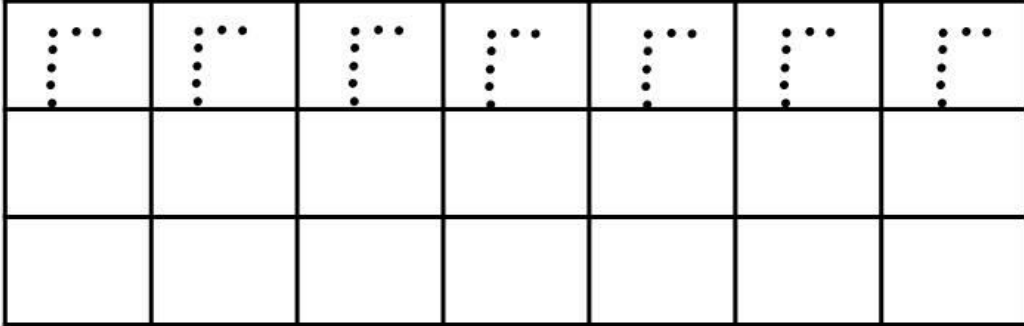


- Ένωσε τις τελείες και σχημάτισε τα κεφαλαία και τα μικρά γράμματα.
 - Join the dots and form the uppercase and lowercase letters.
 - Relie les points et forme les lettres grandes et les lettres petites.
 - أكمل رسم النقاط لكي تحصل على الأحرف الكبيرة و الصغیر .
 - حرف های بزرگ و کوچک انگلیسی را شکل و یا رسم کنید .




- Ένωσε τις τελείες και σχημάτισε τα κεφαλαία και τα μικρά γράμματα.
 - Join the dots and form the uppercase and lowercase letters.
 - Relie les points et forme les lettres grandes et les lettres petites.
 - أكمل رسم النقاط لكي تحصل على الأحرف الكبيرة و الصغیر .
 - حرف های بزرگ و کوچک انگلیسی را شکل و یا رسم کنید.



- Ένωσε τις τελείες και σχημάτισε τα κεφαλαία και τα μικρά γράμματα.
 - Join the dots and form the uppercase and lowercase letters.
 - Relie les points et forme les lettres grandes et les lettres petites.
 - أكمل رسم النقاط لكي تحصل على الأحرف الكبيرة و الصغیر .
 - حرف های بزرگ و کوچک انگلیسی را شکل و یا رسم کنید.



- Ένωσε τις τελείες για να σχεδιάσεις τα σχήματα.
 - Form the shapes by joining the dots.
 - Relie les points pour dessiner la forme.
 - وَّصِّلْ النِّقَاطَ لِتَرَسِّمَ الشُّكُلَ .
 - نقاط ذیل را وصل کنیید و شکل را طراحی کنیید.



ΓΑΤΑ