













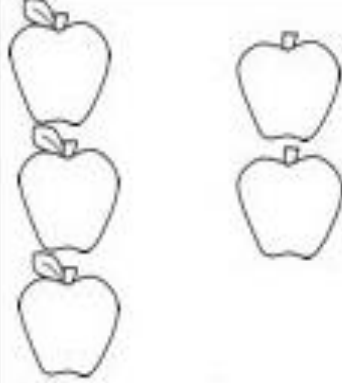



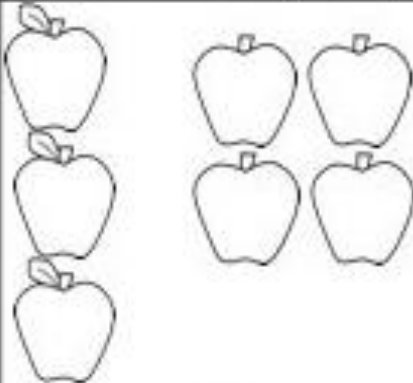




Πρόσθεσε τα αντικείμενα και γράψε τον αριθμό.  
Add the objects together and write the number.  
Ajouté les objets et écris le numéro.  
اجمع الاشكال ثم اكتب العدد  
عملیه جمع را انجام دهید و تعداد آن را بنویسید

	+		=	_____
	+		=	_____
	+		=	_____
	+		=	_____
	+		=	_____
	+		=	_____

 $2 + 1 = \underline{\quad}$	 $1 + 6 = \underline{\quad}$	 $3 + 2 = \underline{\quad}$
 $5 + 1 = \underline{\quad}$	 $2 + 2 = \underline{\quad}$	 $1 + 3 = \underline{\quad}$
 $3 + 4 = \underline{\quad}$	 $1 + 1 = \underline{\quad}$	 $3 + 3 = \underline{\quad}$










Κάνε τις πράξεις.

Do the math.

Fais le calcul.

قم بالعمليات

عملیه های ذیل را انجام د

 $4 + 6 = 10$	 $7 + \quad = 10$	 $2 + \quad = 10$
 $1 + \quad = 10$	 $9 + \quad = 10$	 $5 + \quad = 10$
 $8 + \quad = 10$	 $3 + \quad = 10$	 $6 + \quad = 10$

Χρησιμοποίησε <, >, = για να συγκρίνεις τους αριθμούς.

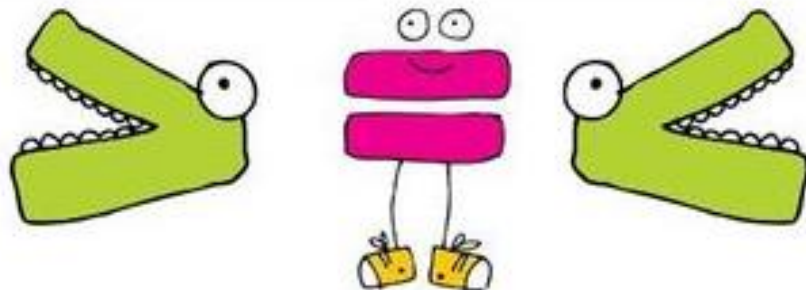
Use <,>, = to compare the numbers.

Utilisez<,>, = pour comparer les nombres.

اعداد های مشابه را دریافت کن ی د

لمقارنة الارقام <, >, = استخدم الاشكال

12 <input type="text"/> 12	13 <input type="text"/> 12
20 <input type="text"/> 16	17 <input type="text"/> 19
18 <input type="text"/> 18	15 <input type="text"/> 12
13 <input type="text"/> 11	14 <input type="text"/> 16
11 <input type="text"/> 12	11 <input type="text"/> 14
15 <input type="text"/> 16	20 <input type="text"/> 17



Φτιάξε την δική σου άσκηση και γράψε ό,τι αριθμούς θέλεις μέσα στα κουτιά. Προσοχή! Για να κάνεις σωστά την άσκηση, λάβε υπόψιν σου τα σύμβολα του μεγαλύτερου και του μικρότερου <, >.

Create your own exercise and write inside the boxes the numbers of your choice. Be careful! In order to be right, consider the symbols of bigger and smaller <, >.

Créez votre propre exercice et écrivez dans les cases les nombres de votre choix. Faites attention! Pour avoir raison, considérez les symboles de plus grand et plus petit <,>.

قم بإنشاء التمرين الخاص بك واكتب داخل المربعات الأرقام التي تختارها. كن حذرا! لكي تكون صحيح ، فكر في الرموز الأكبر والأصغر <,>.

تمرین خود را ایجاد کنید و در داخل جدول شماره های دلخواه خود را بنویسید. مراقب باشید ! برای درست بودن ، علامت بزرگتر و کوچکتر را در نظر بگیرید , > , <